


**+TP-1935**  
**CABINET HARDWARE JIG + EXTENSION SET**

INCLUDES ITEMS TP-1934, TP-2312

LONG HARDWARE MADE EASY


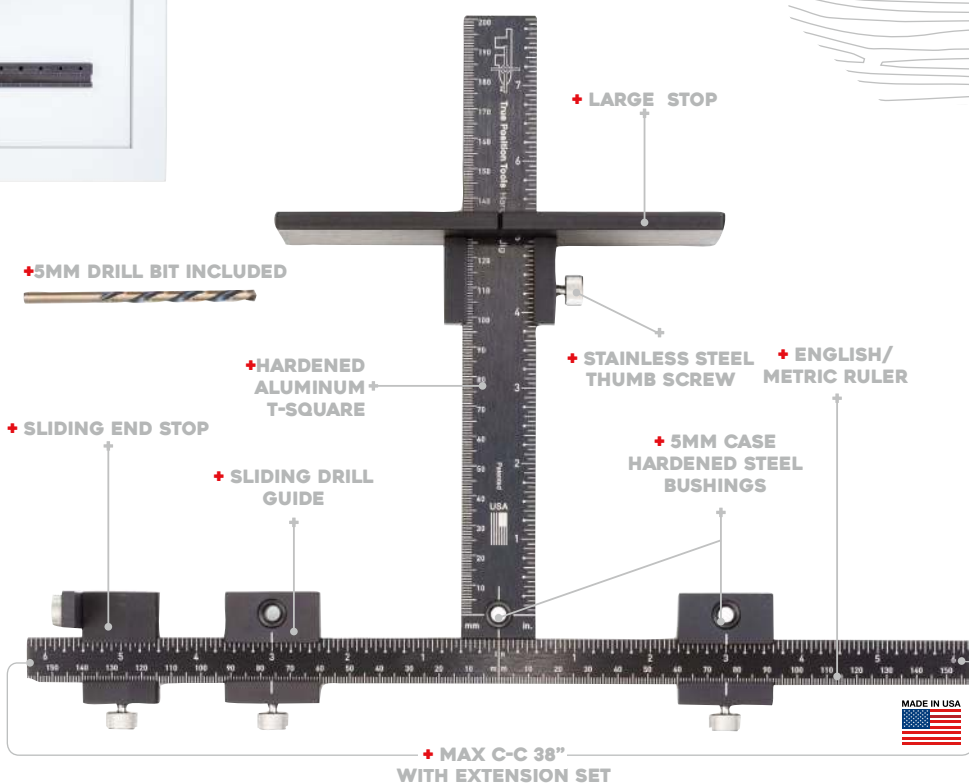
TP-1935 is the only jig of its kind, addressing virtually every handle on the market as well as the added bonus of installing shelf pins on the go! It is the must have professional hardware installation tool. Includes items TP-1934, TP-2312 and TP-ERA



**+DRAWER FRONT HARDWARE**  
 Quickly center hardware up to 42" wide

**IDEAL FOR:**

- +DOOR HARDWARE**
- +DRAWER FRONT HARDWARE**
- +32MM HINGE PLATES**
- +HARDWARE UP TO 38"**
- +PORTABLE SHELF PIN HOLES**



Bushings are backed with a lifetime warranty.



**+ TRUE POSITION TOOLS**

**+TP-1934**  
**CABINET HARDWARE JIG**



Install Knobs and Handles without tedious hours of measuring or making jigs - Fast, accurate hardware installation in seconds, every time.



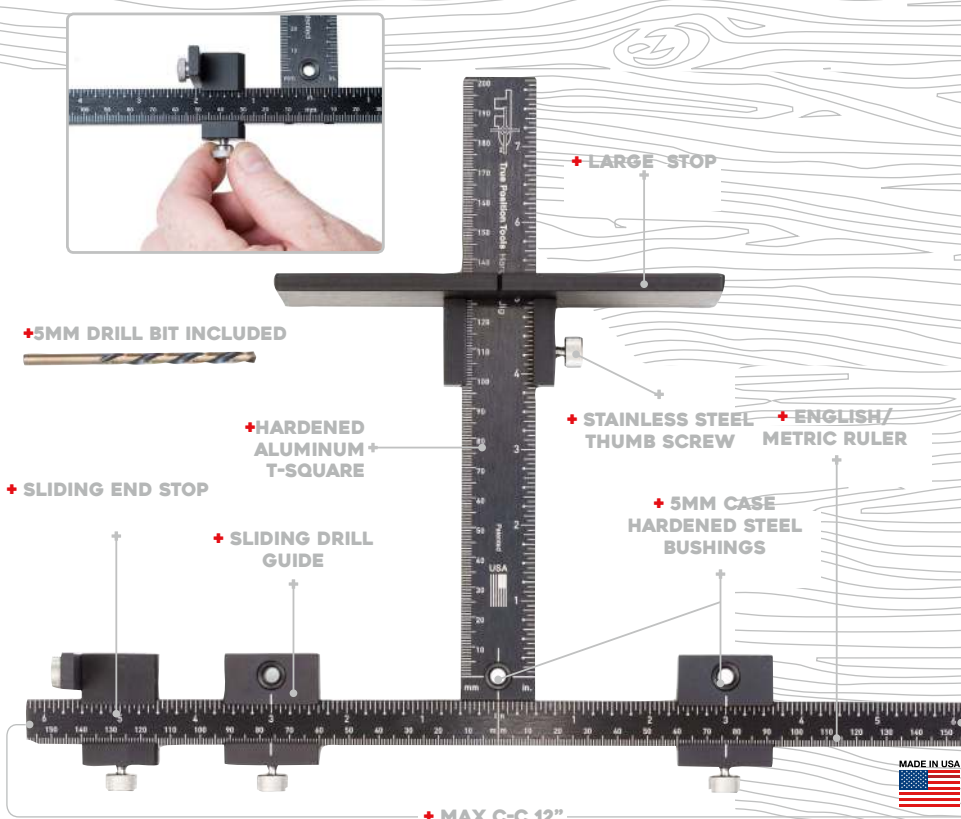
**+ CASE HARDENED STEEL BUSHINGS INCLUDE A LIFETIME WARRANTY**

**+REVERSABLE FOR SPEEDY DRILLING**



Reversible design allows you flip tool over to the next door without re-adjusting. Includes additional guide for drawer fronts, and end stop for doors. Install cabinet hardware in minutes, not hours!

**THE FASTEST AND MOST ACCURATE HARDWARE TOOL ON THE MARKET**



**+TP-ERA**



The extended ruler attachment eliminates the need to center your cabinet hardware jig on every drawer front, which greatly speeds up hardware installation. Attach to the hardware jig for quicker centering on wide drawer fronts and tall doors. Also allows adjustable starting point for line boring in assembled cabinets. Includes 17-1/2" ruler, bracket for T-square connection, and 2 extra thumb-screws. Fits all True Position Drill Guide Models. Made in USA.


**+TP-2312**

IF YOU BOUGHT TP-1934 AND NEED TO INSTALL LONG HANDLES, OR ADD SHELF PINS ON SITE, THE TP-2312 EXTENSION SET ALLOWS YOU TO DO JUST THAT. NOW INCLUDES TP-ERA AND CASE INCLUDED IN OUR FULL KIT TP-1935



**+TP-SDG1632**

FOR INSTALLATION OF 16MM AND 32MM CC PULLS AND KNOBS ON CABINET DOORS AND DRAWER FRONTS. COMPATIBLE WITH ALL TP HARDWARE JIGS.



**+TP-CASECHJ**



**Cabinet Hardware Jig Blow Molded Carrying Case**

Fits product models TP-1934 & TP-1935. Rigid plastic case with stainless steel clasps and handle for easy transport. Durable design protects hardware jigs and includes extra compartments for drill bits, stop collars and other accessories.



**+BLOW MOLDED CARRYING CASE INCLUDED WITH TP-1934, TP-1935 AND TP-2312**

**+ WWW.TRUEPOSITIONTOOLS.COM**

**INSTALL HARDWARE 10X FASTER!**



## ADDITIONAL APPLICATIONS

### HINGE PLATE DRILLING



TP-1934 is designed to install 32mm hinge plates as well as drill 32mm shelf pin holes in assembled cabinets. For extensive shelf pins, we recommend our extension set which provides 25 5mm bushings spaced at 32mm

### PORTABLE SHELF PIN HOLES



The only jig of its kind, addressing virtually every handle on the market as well as the added bonus of installing shelf pins on the go!

TP-1934 Cabinet Hardware jig



TP-1934

#### +TP-1934 +TP-1935

Door Handles & Knobs	+	+
Drawer Front Handles & Knobs	+	+
Hinge Plate Hardware	+	+
Oversized Hardware (12" C-C)	+	+
Extended Ruler Included	+	+
Portable Shelf Pin Jig	+	+
Hardened Aluminum	+	+
Lifetime Bushing Warranty	+	+
Includes Case	+	+
Made in the USA	+	+

TP-1935 + Long Hardware extensions



TP-1935



SCAN FOR INSTRUCTIONS

**+SHOW US YOUR PROJECTS**  
**WWW.TRUEPOSITIONTOOLS.COM**  
 We love seeing the creative ways that everyone is using our products as well as hearing your feedback and comments. Feel free to tag us!  
**@TRUEPOSITIONTOOLS**

## +TP-PLJ

# CABINET LIGHTING JUST GOT EASY



1 Clamp jig in desired light location.



2 Drill light hole to desired depth using the adjustable stop



3 Leave clamps in place, drill wire hole until drill bit reaches light hole



4 Pull wire through.



5 Press in light!




**LIFETIME WARRANTY**  
 Bushings are backed with a lifetime warranty.



The LED Puck Light Installation Jig Kit is everything to you need to start making a profit with cabinet lights. Save time by installing wire and puck lights in 5/8" or 3/4" panels without using a false bottom and create a cleaner, custom look. TP-PLJ can also be used for strip lights, switches, and concealing wires.

### +TP-PLJ

- Revolutionary design eliminates false bottom / cabinet build-ups
- Included drill bits cover 95% LED light sizes"
- Conceals wire and lights in panels as thin as 5/8"
- For puck lights and strip lights
- No more glass shelves!
- Aluminum jig body with split-bushings
- Forstner bits: 2 1/4", 2 1/8" with depth stops
- Wire drill: 3/8" x 12" length w/ stop collar
- Hard plastic carry case
- Made in USA



#### + PUCK LIGHT JIG



#### + EXTENDED RULER ATTACHMENT



#### + LONG HARDWARE EXTENSIONS

