



1

FIX THE PLATE TO THE WALL



2

SECURE THE HANGER INTO THE WALL PLATE




3

VERIFY THAT THE AUTOMATIC ANTI-DISLODGE SYSTEM IS ACTIVATED



4

DEPTH ADJUSTMENT



5

VERTICAL ADJUSTMENT



6

PLACE THE COVER

