

Docking Drawer®

Blade Series Tear Sheet

BLADE DUO 1514-266



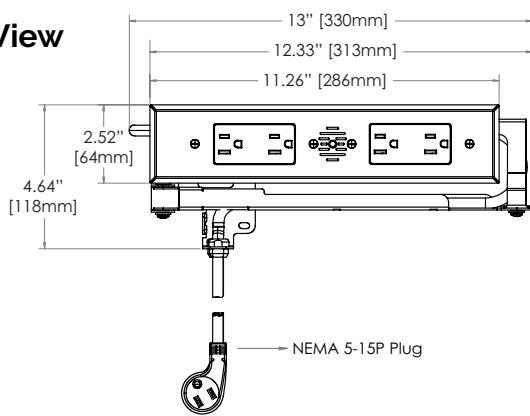
Docking Drawer is the market leader of in-drawer electrical outlets. Simple to install into any drawer type, our innovative solutions are designed to eliminate surface clutter and create functional and purposeful spaces by charging and powering everyday devices safely while they remain plugged in, out of sight and always at the ready. ETL Listed for use in the US & Canada, all outlets include interlocking safety features and are available in a variety of finishes, configurations and price points to satisfy any need and complement every style.

Blade Series Blade Duo 1514-266

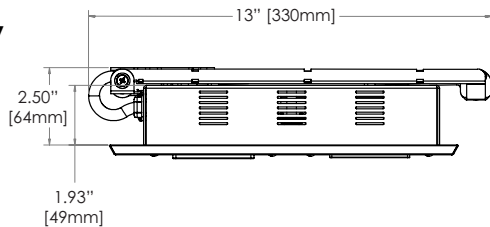
Outlet Dimensions

Outlet Width	13" (330mm)
Outlet Height	4.64" (118mm)
Outlet Depth	2.5" (64mm)
Receptacle Box Depth	1.93" (49mm)
Cover Plate Height	2.52" (64mm)
Cover Plate Width	11.26" (286mm)

Front View



Top View



Outlet Specifications



15 amps @ 120 VAC

2 AC

Recommended Locations for the In-Cabinet Electrical Supply

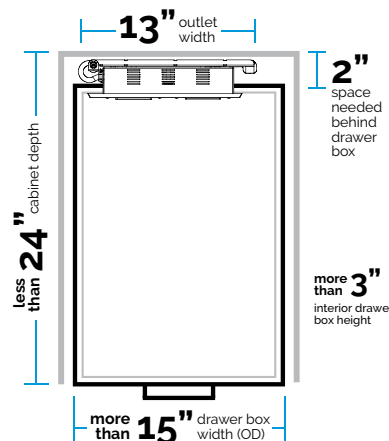


Do NOT put the electrical supply directly behind the drawer box as it may interfere with the cable management arms



Cabinet Specifications

Outlet Width	13"
Minimum Drawer Box Width (OD)	15" or more
Minimum Interior Drawer Box Height	3" or more
Minimum Space Behind Drawer Box	2" or more
Maximum Base Cabinet Depth	24" or less



Resources & Downloads

Docking Drawer provides all of the necessary resources to plan a Blade Series outlet installation. Download the following resources at dockingdrawer.com/downloads:

- Spec Book
- DXF, Step and Solidwork Files
- Mounting Diagrams
- Installation Instructions

Ready to Order?

Source directly from Docking Drawer or from one of our distribution partners. [Learn more.](#)

Project Name:

Where to Source: Docking Drawer Distributor

Lead Time - 2 weeks Freight - FOB San Ramon Warranty - 5 Years [Terms & Conditions](#)